

Scaled data based on original data using
LM-79-08 Approved Method: Electrical and Photometric Measurements of Solid-
State Lighting Products

Test Report Prepared for
Cooper Lighting Solutions
(formerly Eaton)

Brand: STREETWORKS

Report Number: P193918

Luminaire Tested: **GAN-AF-10-LED-U-T2-8030-ADJ**

Issue Date: 3/3/2020

Test Information

Test Method: LM-79-08
Report Number: P193918
TEST IS SCALED FROM IESNA LM-79-08 TEST DATA (P24139)
Test Lab: INNOVATION CENTER P2
Issue Date: 3/3/2020
Manufacturer: COOPER LIGHTING SOLUTIONS (FORMERLY EATON)
Product Line: STREETWORKS
Catalog Number: GAN-AF-10-LED-U-T2-8030-ADJ
Description: GALLEON AREA AND ROADWAY LUMINAIRE
(10) 80 CRI, 3000K, 1050mA LIGHTSQUARES WITH 16 LEDS EACH AND TYPE II OPTICS
Light Source: -
Ballast/Driver: ELECTRONIC DRIVER

Summary

Lumens per Lamp: N/A
Luminaire Lumens: 47179 lumens
Efficiency: N/A
Efficacy: 84.6 lumens/watt
Luminous Opening: Rectangular (W 2.5' x L: 1' x H: 0')
IES Classification: Type II - Medium - Full Cutoff
BUG Rating: B4 - U0 - G5

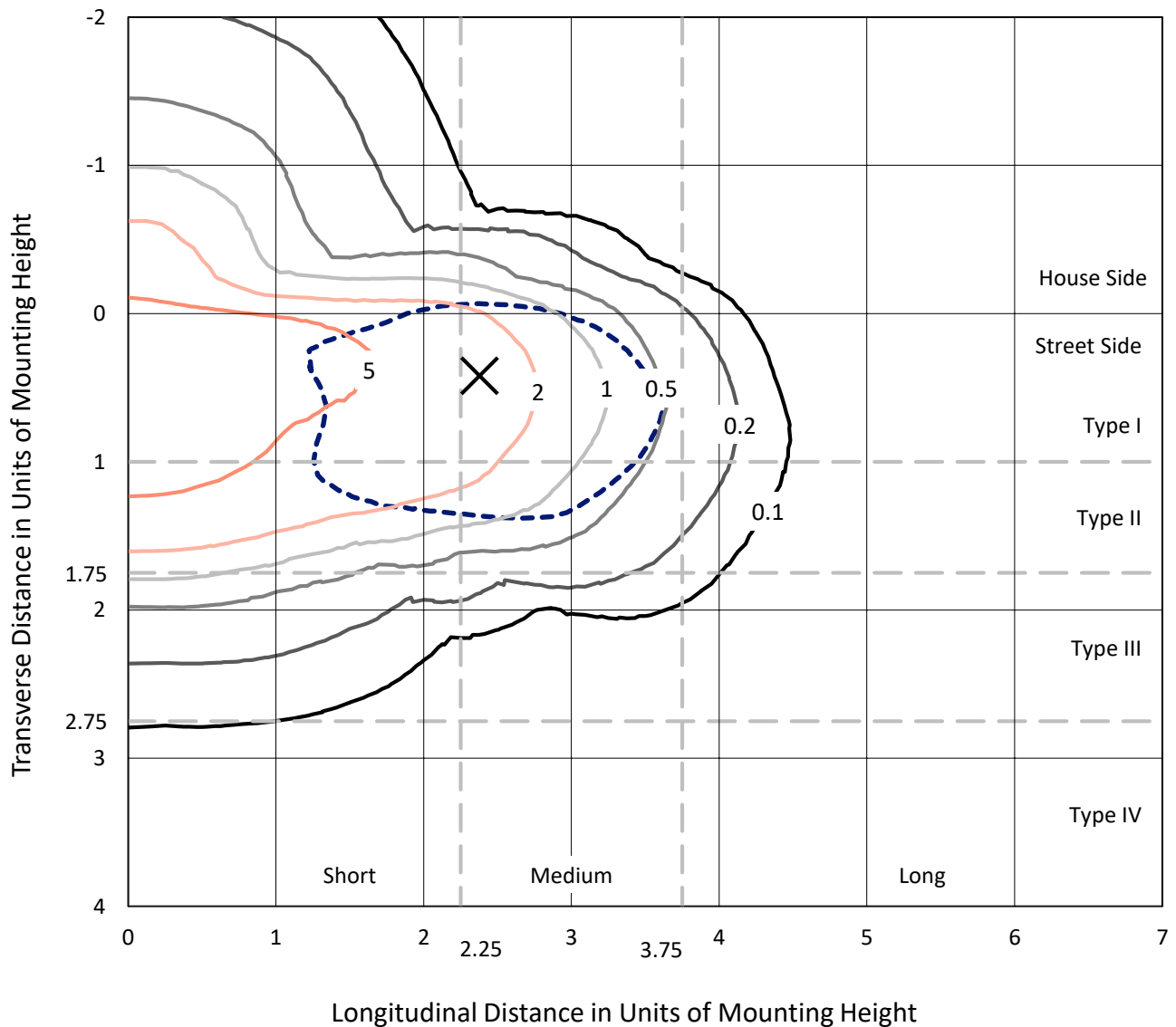
Input Watts (W): 558
Input Voltage (V): NR
Input Current (Ain): NR
Voltage Rise (V): NR
Power Factor: NR
Total Harmonic Distortion (THDi): NR
Frequency (hertz): 60
Stabilization Time: NR
Operation Time: NR
Ambient Temperature (°C): NR
Test Distance: 28.75 FT



REPORT NUMBER: P193918
 CATALOG NUMBER: GAN-AF-10-LED-U-T2-8030-ADJ

Iso-Footcandle Lines of Horizontal Illumination

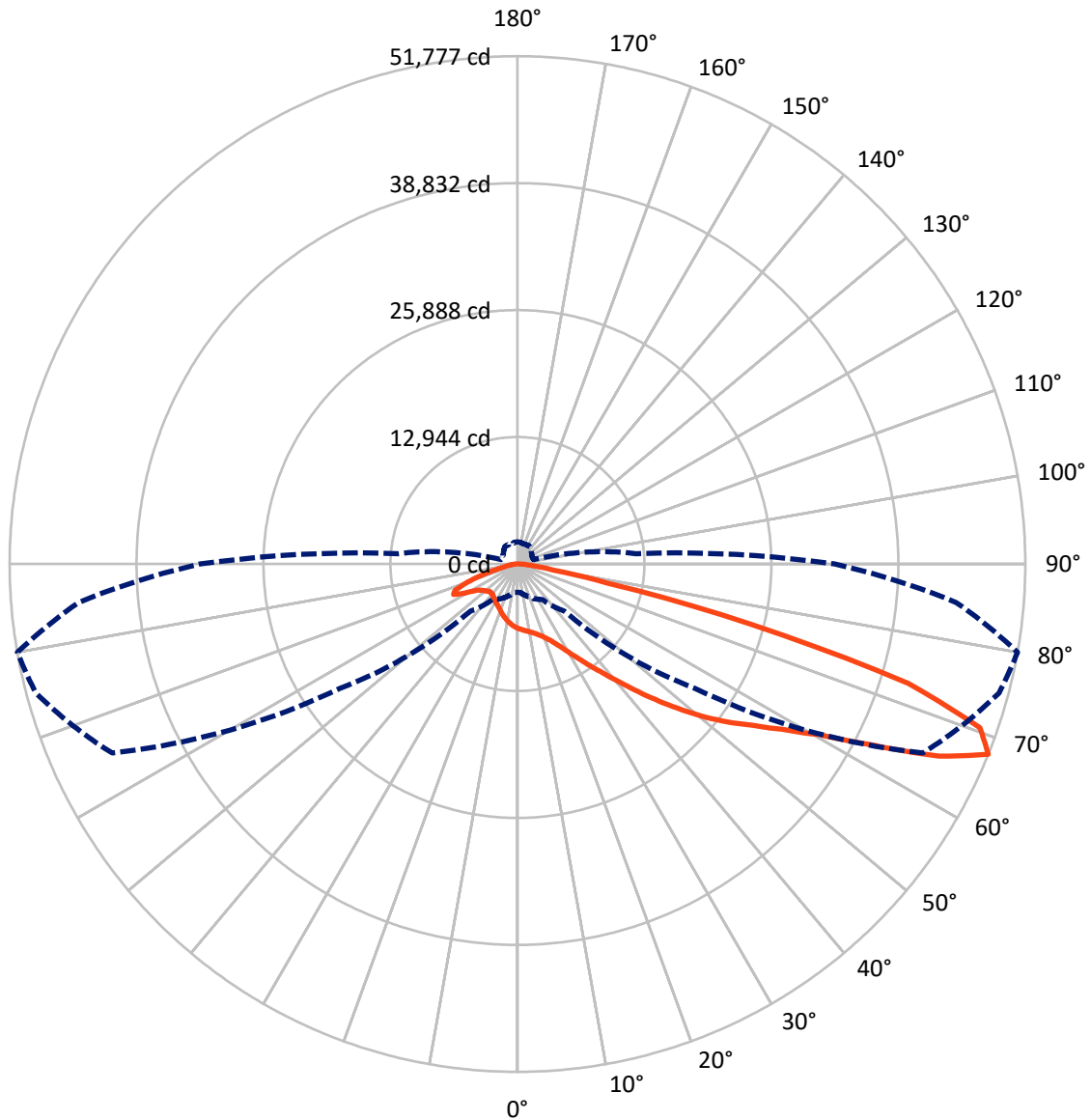
× Max cd
 - - - 1/2 Max cd



Based on 30 foot mounting height. Maximum calculated value = 8.8 fc
 Type II - Medium - Full Cutoff

REPORT NUMBER: P193918
CATALOG NUMBER: GAN-AF-10-LED-U-T2-8030-ADJ

Luminous Intensity Polar Plot



— Vertical Plane Through 80-Deg Lateral - - - Horizontal Cone Through 67.5-Deg Vertical



REPORT NUMBER: P193918

CATALOG NUMBER: GAN-AF-10-LED-U-T2-8030-ADJ

FLUX DISTRIBUTION:

		Downward	Upward	Total
House Side	Lumens	8688.6	0.0	8688.6
	% Fixture	18.4	0.0	18.4
Street Side	Lumens	38490.4	0.0	38490.4
	% Fixture	81.6	0.0	81.6
Total	Lumens	47179.0	0.0	47179.0
	% Fixture	100.0	0.0	100.0

Coefficient of Utilization

ZONAL LUMENS:

Zone	Lumens	% Fixture
0°-10°	604.6	1.3
10°-20°	1741.8	3.7
20°-30°	2883.0	6.1
30°-40°	4715.8	10.0
40°-50°	7614.1	16.1
50°-60°	10992.6	23.3
60°-70°	12131.0	25.7
70°-80°	5591.6	11.9
80°-90°	904.4	1.9
90°-100°	0.0	0.0
100°-110°	0.0	0.0
110°-120°	0.0	0.0
120°-130°	0.0	0.0
130°-140°	0.0	0.0
140°-150°	0.0	0.0
150°-160°	0.0	0.0
160°-170°	0.0	0.0
170°-180°	0.0	0.0
0°-90°	47179.0	100.0
0°-180°	47179.0	100.0



REPORT NUMBER: P193918

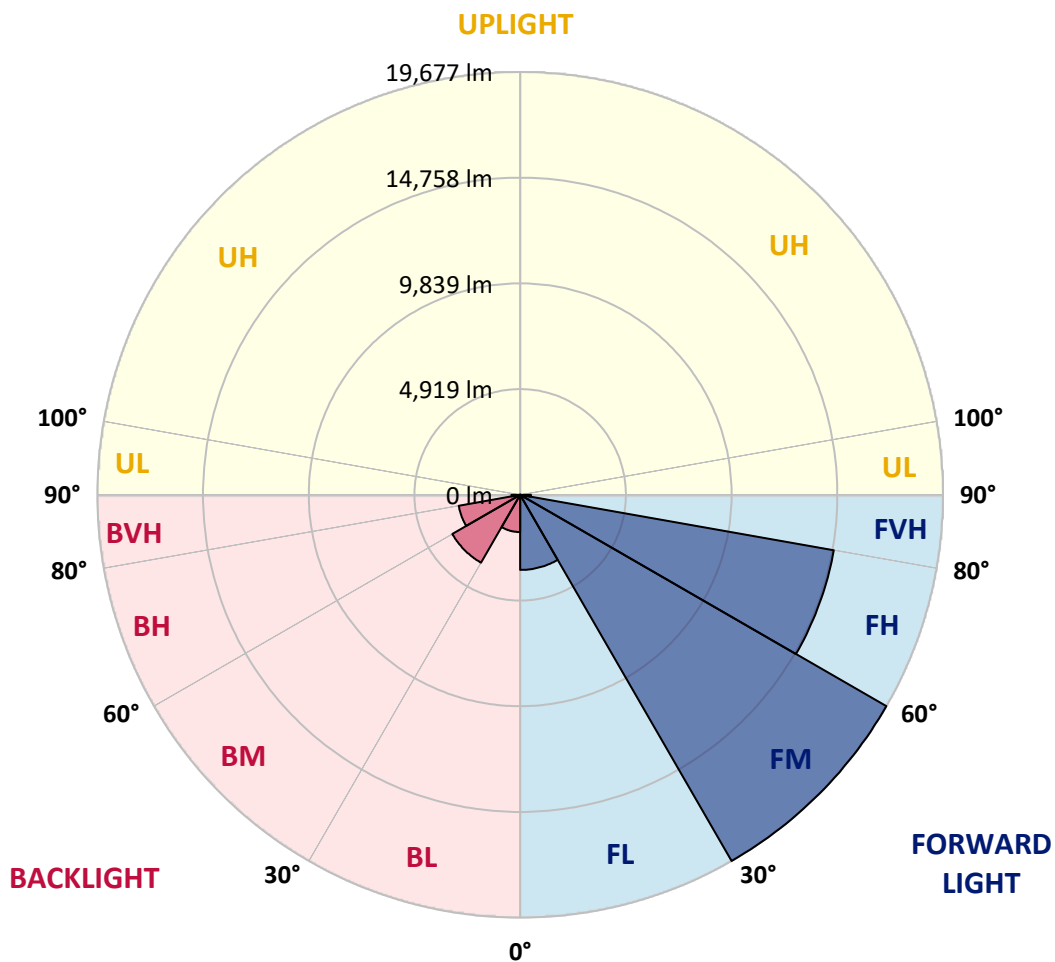
CATALOG NUMBER: GAN-AF-10-LED-U-T2-8030-ADJ

LUMINAIRE CLASSIFICATION SYSTEM LUMEN TABLE AND BUG RATING:

Zone		Lumens	% Fixture	Zone Rating/Lumen Limit		
				B	U	G
FL	(0°-30°)	3495.9	7.4			
FM	(30°-60°)	19677.2	41.7			
FH	(60°-80°)	14820.1	31.4			G5
FVH	(80°-90°)	497.2	1.1			G3/500
BL	(0°-30°)	1733.5	3.7	B3/2500		
BM	(30°-60°)	3645.4	7.7	B3/5000		
BH	(60°-80°)	2902.5	6.2	B4/5000		G4/5000
BVH	(80°-90°)	407.2	0.9			G3/500
UL	(90°-100°)	0.0	0.0		U0/0	
UH	(100°-180°)	0.0	0.0		U0/0	

BUG Rating: B4-U0-G5

Type II Medium





REPORT NUMBER: P193918
 CATALOG NUMBER: GAN-AF-10-LED-U-T2-8030-ADJ

CANDELA DISTRIBUTION (FULL):

	0°	5°	15°	25°	35°	45°	55°	65°	75°	80°	85°
0°	6554.5	6554.5	6554.5	6554.5	6554.5	6554.5	6554.5	6554.5	6554.5	6554.5	6554.5
2.5°	7170.0	7128.2	7135.2	7123.6	7088.7	7028.4	6963.3	6844.9	6721.8	6656.7	6605.6
5°	7769.3	7757.7	7741.4	7704.3	7616.0	7490.6	7334.9	7125.9	6900.6	6782.2	6668.3
7.5°	8217.6	8210.6	8189.7	8166.5	8080.5	7929.5	7695.0	7397.7	7070.2	6907.6	6731.1
10°	8254.7	8266.3	8282.6	8345.3	8356.9	8275.6	8036.4	7676.4	7246.7	7037.6	6812.4
12.5°	7938.8	7964.4	8027.1	8187.4	8356.9	8456.8	8333.7	7969.0	7453.4	7200.2	6914.5
15°	7520.8	7534.7	7611.3	7832.0	8136.3	8445.2	8561.3	8291.9	7720.5	7409.3	7067.8
17.5°	7341.9	7348.9	7402.3	7548.6	7832.0	8273.3	8689.1	8642.6	8048.0	7669.4	7256.0
20°	7251.3	7267.6	7344.2	7488.2	7667.1	8052.6	8707.6	9021.2	8438.2	7994.6	7492.9
22.5°	7509.1	7502.2	7530.1	7602.1	7753.0	7985.3	8693.7	9411.4	8935.3	8412.7	7801.8
25°	8110.7	8136.3	8087.5	8006.2	8055.0	8217.6	8768.0	9834.1	9557.7	8949.2	8205.9
27.5°	8967.8	8942.2	8870.2	8679.8	8579.9	8649.6	9014.2	10289.4	10331.2	9655.3	8740.2
30°	9822.5	9801.6	9731.9	9499.7	9295.3	9237.2	9492.7	10812.0	11253.3	10503.1	9395.1
32.5°	10709.8	10686.5	10621.5	10389.2	10143.0	10008.3	10173.2	11415.9	12340.3	11515.7	10166.3
35°	11803.7	11759.6	11622.6	11299.7	11058.2	10953.6	11030.3	12175.4	13594.5	12714.2	11102.3
37.5°	12832.7	12900.0	12760.7	12314.7	12001.2	11964.0	12049.9	13102.1	14946.3	14054.4	12177.7
40°	13866.3	13877.9	13752.4	13387.8	13064.9	13004.6	13220.6	14226.3	16542.0	15657.0	13485.3
42.5°	14934.7	14957.9	14746.5	14409.8	14172.8	14184.5	14430.7	15543.2	18372.2	17545.3	14990.4
45°	16200.5	16235.4	16003.1	15561.8	15345.8	15780.1	15677.9	17020.4	20379.0	19691.5	16718.5
47.5°	17524.4	17577.9	17401.3	16987.9	16718.5	17315.4	16925.2	18657.9	22539.1	21993.2	18616.1
50°	18246.8	18323.4	18495.3	18465.1	18407.0	18307.2	18316.5	20413.8	24766.5	24390.2	20567.1
52.5°	17858.9	17856.6	18483.7	19245.5	20058.5	20118.8	20012.0	22265.0	26847.6	26733.8	22404.3
55°	16084.4	16205.2	17155.1	18630.0	20850.5	22237.1	22553.0	24385.6	28891.5	29023.9	24269.4
57.5°	13130.0	13229.8	14512.0	16567.5	19782.1	23496.0	26167.0	27467.7	31177.0	31794.8	26752.4
60°	8905.1	9025.8	10384.6	12853.6	16906.6	22794.5	29606.9	32967.8	33913.1	35318.3	30236.3
62.5°	5232.9	5342.1	6450.0	8108.4	11903.6	19535.9	31116.6	40792.8	38258.8	40634.9	35550.6
65°	3602.4	3676.8	4215.6	5047.1	6840.2	13157.8	29244.6	46195.3	44945.7	47221.9	41712.6
67.5°	2898.7	2889.4	3316.8	3883.5	4403.8	6784.5	22114.0	45584.4	50826.7	51776.6	44910.9
70°	2387.7	2378.4	2668.7	3137.9	3518.8	3820.8	12045.3	38467.8	49628.2	50013.8	41965.7
72.5°	1997.5	2006.8	2192.6	2541.0	2887.1	2877.8	5293.3	27061.3	39041.5	41707.9	33453.2
75°	1686.2	1690.9	1814.0	2060.2	2343.6	2318.0	2870.8	14660.6	22694.7	24550.5	18544.1
77.5°	1435.4	1440.0	1519.0	1656.1	1858.1	1848.8	2095.0	6333.9	9467.1	9351.0	6343.2
80°	1279.8	1279.8	1316.9	1342.5	1454.0	1412.2	1553.9	3042.7	4001.9	3695.3	2531.7
82.5°	1003.4	1008.0	1235.7	1226.4	1145.1	1091.6	1091.6	1793.1	2120.6	1960.3	1481.9
85°	564.4	562.1	796.7	961.6	1008.0	768.8	761.8	1003.4	1154.4	1017.3	717.7
87.5°	241.6	246.2	369.3	427.4	571.4	478.5	471.5	518.0	587.6	508.7	332.1
90°	0.0	0.0	0.0	0.0	0.0	0.0	0.0	0.0	0.0	0.0	0.0



REPORT NUMBER: P193918
 CATALOG NUMBER: GAN-AF-10-LED-U-T2-8030-ADJ

CANDELA DISTRIBUTION (continued):

	90°	95°	105°	115°	125°	135°	145°	155°	165°	175°	180°
0°	6554.5	6554.5	6554.5	6554.5	6554.5	6554.5	6554.5	6554.5	6554.5	6554.5	6554.5
2.5°	6556.9	6496.5	6364.1	6199.2	6050.5	5953.0	5864.7	5737.0	5743.9	5655.7	5590.6
5°	6552.2	6426.8	6120.2	5755.5	5404.8	5151.7	4961.2	4789.3	4747.5	4666.2	4617.4
7.5°	6556.9	6352.5	5836.8	5253.8	4819.5	4499.0	4336.4	4245.8	4224.9	4197.0	4199.4
10°	6573.1	6285.1	5525.6	4784.7	4329.4	4118.1	4078.6	4106.5	4139.0	4148.3	4150.6
12.5°	6610.3	6224.7	5184.2	4366.6	4022.8	3957.8	4025.2	4120.4	4183.1	4213.3	4211.0
15°	6693.9	6178.3	4856.7	4039.1	3853.3	3888.1	4013.5	4148.3	4238.8	4280.7	4283.0
17.5°	6784.5	6110.9	4519.9	3788.3	3727.9	3816.1	3971.7	4129.7	4241.2	4287.6	4296.9
20°	6902.9	6027.3	4166.8	3600.1	3609.4	3709.3	3855.6	4013.5	4136.7	4176.1	4194.7
22.5°	7058.6	5936.7	3857.9	3446.8	3474.7	3551.3	3665.2	3802.2	3909.0	3927.6	3943.9
25°	7267.6	5839.2	3611.7	3307.5	3319.1	3363.2	3439.9	3521.1	3595.5	3574.6	3590.8
27.5°	7548.6	5755.5	3428.2	3179.7	3158.8	3168.1	3207.6	3233.1	3272.6	3214.6	3221.5
30°	7878.4	5665.0	3286.6	3068.2	3010.2	2993.9	3003.2	3017.1	3047.3	2968.4	2956.7
32.5°	8261.7	5555.8	3154.2	2970.7	2889.4	2856.9	2861.5	2898.7	3014.8	2966.0	2940.5
35°	8707.6	5432.7	3014.8	2863.8	2808.1	2761.6	2757.0	2873.1	3219.2	3189.0	3165.8
37.5°	9230.2	5309.6	2875.4	2743.1	2747.7	2696.6	2680.3	2812.7	3258.7	3140.2	3124.0
40°	9894.5	5244.6	2757.0	2615.3	2673.4	2666.4	2633.9	2701.2	2998.5	2782.5	2754.7
42.5°	10716.7	5253.8	2668.7	2478.3	2585.1	2659.4	2608.3	2610.7	2717.5	2554.9	2529.4
45°	11731.7	5363.0	2606.0	2369.1	2485.2	2652.5	2599.1	2561.9	2571.2	2485.2	2471.3
47.5°	12916.3	5588.3	2561.9	2278.5	2390.0	2626.9	2596.7	2548.0	2527.0	2480.6	2469.0
50°	14233.2	5915.8	2529.4	2192.6	2304.1	2585.1	2599.1	2534.0	2510.8	2492.2	2485.2
52.5°	15527.0	6289.8	2480.6	2118.3	2236.7	2534.0	2606.0	2520.1	2494.5	2480.6	2473.6
55°	16969.3	6756.6	2406.3	2055.6	2181.0	2469.0	2606.0	2499.2	2471.3	2473.6	2471.3
57.5°	18918.0	7511.5	2318.0	2002.1	2113.6	2390.0	2561.9	2476.0	2441.1	2443.4	2445.8
60°	21963.0	8842.4	2211.2	1948.7	2030.0	2297.1	2501.5	2424.9	2390.0	2399.3	2401.6
62.5°	26441.1	10795.7	2071.8	1869.7	1941.7	2197.2	2417.9	2359.8	2325.0	2348.2	2348.2
65°	31095.7	12519.1	1899.9	1769.9	1848.8	2088.1	2313.4	2278.5	2243.7	2297.1	2294.8
67.5°	32347.6	12133.6	1728.1	1660.7	1755.9	1967.3	2187.9	2169.4	2150.8	2243.7	2239.0
70°	28735.9	9741.2	1570.1	1549.2	1653.7	1837.2	2053.2	2053.2	2041.6	2111.3	2095.0
72.5°	21893.4	6907.6	1419.1	1430.8	1537.6	1695.5	1906.9	1923.2	1904.6	1939.4	1925.5
75°	11720.1	3953.2	1268.2	1300.7	1393.6	1551.5	1744.3	1760.6	1749.0	1746.6	1753.6
77.5°	3895.1	1932.4	1110.2	1161.3	1242.6	1402.9	1574.8	1600.3	1572.4	1567.8	1565.5
80°	1735.0	1214.7	936.0	1003.4	1075.4	1233.3	1395.9	1416.8	1386.6	1428.4	1375.0
82.5°	1114.9	799.0	750.2	824.5	894.2	1063.8	1217.1	1221.7	1193.8	1386.6	1182.2
85°	541.2	494.7	564.4	631.8	692.2	836.2	1008.0	1010.4	940.7	857.1	826.9
87.5°	269.4	288.0	376.3	436.7	466.9	573.7	734.0	720.0	689.8	627.1	578.3
90°	0.0	0.0	0.0	0.0	0.0	0.0	0.0	0.0	0.0	0.0	0.0

(END OF REPORT)